**Current as of September 20, 2024****Keyword Index****#**

3D co-culture model A020

**A**

anti-tumor immune response A058

AB-2100 B037

ABCA1 A048

ACT B049

adoptive cell transfer A044

AML A050

AML Blast &amp; Stem cells A015

antibodies A020

antibody A055

Antibody-Drug Conjugate A011,PR-04

antigen-presenting fibroblasts B019

anti-metastatic efficacy A002

anti-PD-1 A034,PR-01

anti-PD-L1 B018

antitumor efficacy B054

Anti-tumor immune responses A052

antitumor immunity A011,PR-04

Anti-tumor immunity B022

apoptosis B026

Apoptosis A016

**B**

Better effector T cells B004

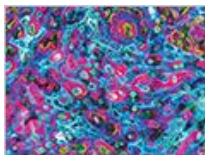
bioenergetics A019

biomarker A023

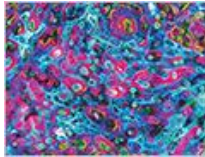
Biomarker A027,PR-08

bispecific antibody B010

Bispecifics B048



bitter taste receptors	A016
broad T cell activation	B057
<b>C</b>	
Cancer	B005
Cancer Associated Fibroblasts	B025
Cancer Cell Clearance	A051
cancer immunotherapy	A017
Cancer immunotherapy	A054
cancer vaccine	A057
Cancer vaccine	B056,PR-06
cancer vaccines	A036
Cancer-associated fibroblasts	A038
CAR T	B039, B042, B048
CAR T cells	IA02, B050
CAR T-cells	B043
CAR-NK	B034
CAR-T	A024, B033
CAR-T cells	B035, B044
CCL24	B018
ccRCC	B037
CD146	B044
CD4 T cells	A031
CD4+ T cell chemotaxis	A033
CD4+ T cells	A034,PR-01
CD40 agonism	A004,PR-11
CD47	A047, B007
CD47/SIRP $\alpha$	B009
CD8+ T cells	A022, B052, B059
cDC1	A021
cDC1s	A030
Cell signaling	A016
cell therapy	B046
Ceralasertib	B006
Cervical Cancer Risk	B024



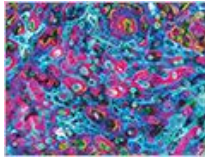
checkpoint inhibition	A043
Checkpoint Inhibitors	A025
Chemoimmunotherapy	A010
Chemoresistance	A053
Chimeric antigen receptor T cells	B036,PR-02
cholesterol metabolism	A022
Cholesterol metabolism	A040,PR-10
Cholesterol Transport	A048
chromatin accessibility	B027
Claudin-18.2	B028
clinical outcomes	A012
Clinical Trials	B033
Colon cancer	B010
Combination therapy	B012
CRISPR	B036,PR-02
CTSL	A059
cytotoxic lymphocytes	B017

**D**

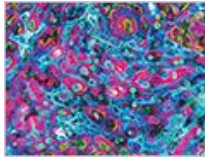
degradation	IA01
Deleting TSC2	A015
dendritic cell costimulation	A043
dendritic cells	A006, A047
Dendritic cells	A042
Denosumab	B005
Desmocolin-3	B029
Desmocollin-3 .	A023
Diffuse large B cell lymphoma	IA02
DPEP1	A003
Ductal carcinoma in situ	A028

**E**

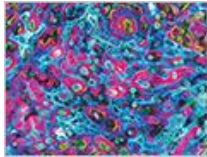
Epithelial cancers	A001
Epitope identification	B055
Epitope spreading	B036,PR-02



Epstein-Barr virus	A008
Exhaustion	A056
<b>F</b>	
FAP	B025
Fc-engineering	A004,PR-11
focused ultrasound	B021
FUS	B032
<b>G</b>	
Gastric cancer	A010
Gemcitabine	A045
genetic engineering	B050
Glioblastoma	B015
Glioblastoma Stem Cell	B034
glioma	B030
glucocorticoids	B017
G-Protein-Coupled Receptors	A051
<b>H</b>	
HCC	B035
Hedgehog	B022
Hematological malignancies	B042
Hematopoiesis	B027
Hepatocellular Carcinoma	B018
HER2	B009
HER2-low	A059
HIF2A	B002
High content screening	B040
histotripsy	B020
HLA-A*02:01	B041
HLA-G	A045
Human papillomavirus	B055
hyaluronidase	B001



I	
immunotherapy	A058
ICD	A014
Ifetroban thromboxane receptor inhibitor	A002
IFNAR1	B006
IL-2	A029
IL-27	B030
IL-7	A029
immune checkpoint blockade	A011,PR-04, B001
Immune checkpoint blockade	A009
Immune checkpoint blocker	B015
immune checkpoint inhibitor	B010
Immune checkpoint inhibitor	A007
immune checkpoint inhibitors	A020
Immune escape	A028
Immune effector cell-associated neurotoxicity syndrome	IA02
immune evasion	B011
Immune heterogeneity	A046
immune microenvironment	A032
Immune microenvironment	B022
immune responses	B032
immune subtypes	A012
Immunity	B005
Immuno-cytokines	B004
IMMUNOLOGY	A050
Immunometabolism	A024
immunomodulation	B023
Immuno-oncology	A049
Immuno-Oncology	A007
immunopeptidomics	A036, A037
Immunotherapies	A025, B040
immunotherapy	A005, B050
Immunotherapy	A021, A042, A044, B008, B013, B016, B044



Innate cell engager	A054
innate lymphoid cell	A044
Interleukin 34 (IL34)	A001
Intracellular delivery	B046
Intratumoral heterogeneity	A033
ITAM Signaling	B043
Ixazomib	A015

**J**

There were no keywords in this range.

**K**

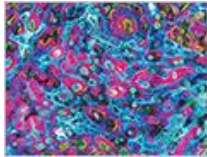
KDEL-R2	A014
KRAS	A018, A032, A037

**L**

L1 retrotransposon	A013
Langerhans cells	A001
LILRB2	A045
Lipid Nanoparticles	B060
Listeria-monocytogenes	B052
Liver	B013
Locoregional administration	B035
logic-gate	B037
lung cancer	B019
Lung cancer	A027,PR-08, B007
Lymph nodes	A035
lymphatic drug delivery	B001
Lynch	B058,PR-05

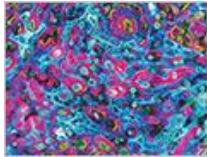
**M**

macrophage	A055
Macrophage Phagocytosis	A051
Macrophages	A048
melanoma	A031
Melanoma	A009, B052



Mendelian Randomization	B024
metabolism	A026, B049
Metabolism	B016
metastases	B032
metastasis	B017
Metastasis	A035, A053
microenvironment	A003
Microenvironment	B013
mitochondria	A019
Mitochondria	A024
Mouse model	A013
mregDC	A040,PR-10
mRNA vaccine	B051,PR-07
mRNA Vaccine	B056,PR-06
mRNA vaccines	A030
MTAP deleted tumors	B011
multiplexed engineering	B046
myeloid-skewing	B027
Myeloperoxidase	A053
<b>N</b>	
nanoparticles	B023
Natural Killer	B034
Natural killer cell	A049
Natural killer cells	A042
N-dihydrogalactochitosan	B020
neoadjuvant	B053
Neoantigen	B008, B056,PR-06
neoantigens	B053
Neoantigens	B045
neoantigens	B058,PR-05
neoepitope	A036
network	A006
Neutrophil	A041
neutrophils	A003





NK Cell responses	A052
Non-small cell lung cancer	A007
NSCLC	IA01, A034, PR-01
Nucleoside-modified mRNA vaccine	B059

**O**

Oncogene-Induced senescence	A039,PR-09
oncolytic adenovirus	A058, B054
oncolytic virus	B030
Organ-on-a-chip	A041
osteosarcoma	B020, B021
ovarian cancer	A008
Ovarian cancer	B023

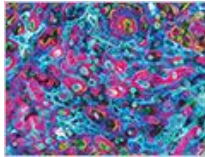
**P**

PRAME	B041
Pancreatic adenocarcinoma	A049
pancreatic cancer	A032, B039
Pancreatic cancer	B008, B014
Pancreatic ductal adenocarcinoma	B028
Patient derived organoid	B040
PDAC	A037
PDL1	B006
PD-L1	B007
PD-L1-expressing MDSCs	A039,PR-09
Pediatric leukemia	B012
PGE2	A019
phagocytosis	A055
platelet activation,	A002
PRMT5 inhibitor	B011
proteasome	IA01
PTPN22	B003

**Q**

There were no keywords in this range.



**R**

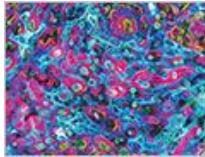
Ras	B014
RCC	B002
Receptor tyrosine kinase AXL	A040,PR-10
Recurrent Respiratory Papillomatosis	A005
Regulatory T cell	A029
Regulatory T cells	A028
Regulatory T Cells	A035
renal cell carcinoma	B054
Reprogramming	A021
resident T cells	A006

**S**

SHP2 inhibitor	A018
small cell lung cancer	A017
small-molecule inhibitor	A057
solid tumors	B039
Solid tumors	B038,PR-03
Spatial Transcriptomics	A027,PR-08
SQLE	A022
Stem-like T cells	B004
stemness	A026

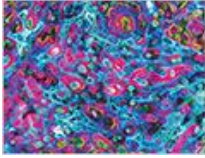
**T**

T cell	A005, A026, B002, B014
T cell dysfunction	B031
T cell engager	B025
T cell exhaustion	A043, A047, B016
T cell phenotype/function	B012
T cell receptor	B047
T cell signaling	B033
T cell therapy	B038,PR-03
T cells	A009, B045
Targeted therapy	B026
Taxifolin	B060



TCR CDR3s	A008
TCR-T	B041, B045
T-Dxd	A059
T-DXd	B009
Technology	A025
Therapeutic vaccination	B055
Tissue of origin	A046
TME	A014
TME & KEAP1-NRF2	B060
TNF signaling pathway	B026
TOX	B031
Transcription initiation	A013
Transposon	B042
treatment regimens	A012
TREX1	A057
tumor ablation	B021
Tumor associated antigen	B047
Tumor draining lymph nodes	B038,PR-03
Tumor immunology	A038
Tumor infiltrating lymphocyte	A023
Tumor intrinsic	A046
tumor microenvironment	B019
Tumor microenvironment	A018, A038
Tumor Microenvironment	B048
Tumor microenvironment modulation	A004,PR-11
Tumor reactive TIL	B047
Tumor resistance mechanisms	A052
tumor specific antigens	B051,PR-07
Tumor spheroid	A041
Tumor-reactive T cells	A010
Tumor-specific T cells	A030
Tumour-initiating Microenvironment	A039,PR-09
Type I IFN	B059

**U**



Universal antibody platform

A054

**V**

vaccine

B053, B058, PR-05

vasculature

B049

**W**

whole tumor vaccine

B057

whole-exome sequencing

A017

Wnt signaling

B015

Wnt/ $\beta$ -catenin Pathway

B024

**X**

There were no keywords in this range.

**Y**

There were no keywords in this range.

**Z**

Zolbetuximab

B028